

Rocket's FIRE SAFETY

ACTIVITY BOOK



In Partnership with



**Hi! I'm Rocket and I'm
a fire safety expert.**


**Fires can be dangerous.
It's important to know what
to do so you can stay safe.**




LET'S GET PREPARED!

There are items you need in your home to keep you safe in case of a fire. Make sure they are working properly.


fire extinguisher




smoke alarms



crayons



flashlight

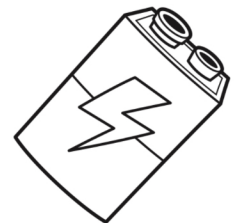


toaster

toy car




batteries



Circle the items that keep you safe in case of a fire.
Cross out the items that you do not need to stay prepared.

FIND YOUR WAYS OUT

Always have at least two ways out.




2

Circle the exits you see in this room.
Then, color this page.

GET TO YOUR SAFE MEETING PLACE

**A SAFE MEETING PLACE is a meeting place away from danger.
Once you're there, wait until help arrives.**




**Draw a line showing how to get
from Rocket's bedroom to the Safe
Meeting Place.**



IS IT HOT?


Always remember to check the door
with the back of your hand.

If it's hot, find another way out!
NEVER EVER touch the doorknob first.




4 Color the doorknob **RED**. Then, color this page.

GET LOW AND GO!



**If you see or smell smoke,
crawl to a safe exit.**



Follow the plan to your Safe Meeting Place!

**Color the arrow GREEN. Color the smoke BLACK.
Then, color this page.**



If your clothes
catch on fire,

STOP


where you are,



DROP

to the ground,

and



ROLL


to put out the fire.

Protect your eyes by closing them.

Color the word "STOP" red. Color the word "DROP" blue. Color the word "ROLL" green.

Then, color Rocket.

CALL FOR HELP




If there's a fire and you can't get out, open a window and yell, "HELP! FIRE!" as loudly as you can.

Color the words "HELP" and "FIRE" red.

FIREFIGHTERS KEEP US SAFE


Firefighters put out _____.




Firefighters rescue people and _____ in floods.



8 Use the word bank to complete the sentences. Then, color this page.



Firefighters _____ people in car accidents.




Firefighters _____ us how to prevent fires.

WORD BANK

pets teach
fires help

DON'T HIDE, GO OUTSIDE

When you leave your house in a fire, never go back in for a pet or toy.
If your pet is inside, leave doors open and call for them from a safe place.




Use the key to color the picture.

STAY SAFE IN THE KITCHEN


You can prevent many fires and burns in your house.

Make sure to:

1. Keep pot handles toward the inside of the stove.
2. Use potholders to protect your hands from hot plates and pans.
3. Keep electric heaters safely away from fabric.
4. Never overload outlets.



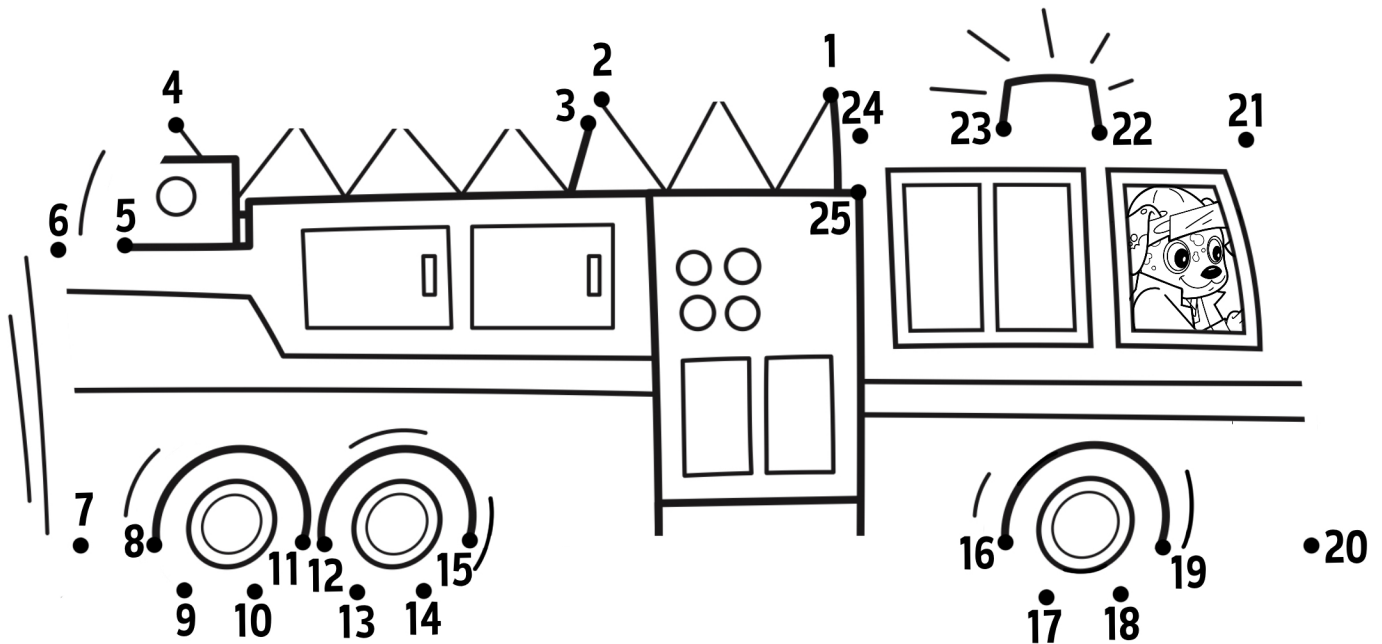
Put an “X” on the items that could cause fires and should be fixed. Then, color this page.



DIAL 9-1-1

Call **9-1-1**
once you're out
and safe.

**Remember, the 9-1-1 Operator on the phone is your friend!
Wait outside for a firefighter or a first responder to help you.**



Complete the dot-to-dot. Then, color this page.

EMERGENCY CONTACT LIST



MY INFORMATION:

Name: _____

Birth Date: _____

My Address: _____

My Phone #: _____

Medical Conditions: _____

Allergies: _____

Medications: _____

EMERGENCY NUMBERS:

Emergency Operator: 911 _____

Parent Phone: _____

Parent Phone: _____

Relative Phone: _____

Neighbor Phone: _____

A fire in your home is very dangerous and you need to be prepared!

Rocket's FIRE SAFETY Activity Book teaches kids what to do to stay safe during a fire.



SKILLS INCLUDE:



- GET YOUR HOME PREPARED
- CALLING FOR HELP AND 9-1-1
- FIND SAFE EXITS
- STOP, DROP AND ROLL
- FIREFIGHTERS KEEP US SAFE
- HAVE A FAMILY SAFE MEETING PLACE



ROCKETRULES.ORG



The Hero In You
foundation

A 501(c)(3) Nonprofit

Printed in the United States of America
ISBN 978-0-692-10303-6

© 2024 Bunni and Rick Benaron

