



SENSE OF SAFETY & Beyond! Lesson Plan

Topic to teach: Name Landmarks: grades: K-2

Length of lesson: 30 min

Goal: Learn what landmarks are and how they help you find your way.

Objectives:

- Teach what makes something a Landmark
- Recall the sequence of Landmarks in order
- Understand the importance of knowing Landmarks
- Recognize Landmarks
- Distinguish the differences between similar structures

Vocabulary:

Discuss these terms prior to the lesson:

Landmark
Building
Structure

Materials:

1. "I Can" statement printed and cut out
2. Sense of Safety & Beyond! Activity book
3. Crayons and pencils
4. (Optional) Projection of lesson

"I Can" statement:

Display and read the "I Can" statements before and after lesson delivery.

I can name and recognize Landmarks!

Attention Grabber

Tell the students to listen very carefully to the story about Rocket. You will be asking what SENSES he used in the story.

One day when Rocket's grandma was coming to visit, she said she would take him to school in the morning and would pick him up for a special trip out to eat after school was over! Rocket was really excited because he knew exactly where he wanted to go! On the car ride to school, Rocket's grandma looked worried. "Rocket, it seems like a lot has changed around here since I was last in town. Please tell me how to get to your school!" Rocket always paid close attention to Landmarks while in the car. He was able to give directions easily! "First, turn right at that big bank with the clock. ... Ok, now you see the fire station? Keep going past that. Now slow down a little, we need to go around this fountain until we can turn left. Now just a little bit further... Ok, do you see the big flag pole and wide sign? That's where my school is!" Rocket felt proud he could use his knowledge of Landmarks to help his grandma drive him to school!

Ask the students to put their thumbs up if Rocket used the sense to recognize Landmarks or thumbs down if he didn't use the sense.

Did Rocket use smell? (Thumbs down) Did Rocket use hearing? (Thumbs down)

Did Rocket use touch? (Thumbs down) Did Rocket use sight? (Thumbs up)

Did Rocket use taste? (Thumbs down) Did Rocket use his 6th sense? (Thumbs down)



SENSE OF SAFETY & Beyond! Lesson Plan

Lesson: Activity Book Know Your Landmarks

Lesson

Lets all pretend we are driving a car and we need gasoline, where would we go? How would we know it's a gas station? (kids respond)

When you come to school how do you know when you are here? What do you see?

Gas stations, and schools, and other buildings and structures are called Landmarks. A Landmark is something that can be easily seen and recognized from a distance. Restaurants can also be Landmarks, We can see them from a distance. What restaurant can you recognize? What helps you recognize them? (what details)

More examples of landmarks are markets, hospitals, parks, and fire stations. Landmarks are buildings and things that don't move from where you see them. Is a car driving down the street a Landmark? Is a bird flying a Landmark? How could Landmarks important? Think about when you walk to school. How do you know how to get to school? What buildings or landmarks do you pass when you come to school?

We want to remember these buildings or Landmarks so that if we ever get lost or separated from our friends we can find our way back to where we are.

Let's play a game....everyone close your eyes and think about what buildings or places you saw on your way to school today. Now open your eyes. Who wants to tell us the Landmarks (buildings or statues) they saw on the way to school?

On the "Know Your Landmarks" page, you see many different Landmarks in a city. Starting at #1 Your House, number the buildings you pass, in order, on your way to school. Then, color the Landmarks. On the next page, Number these buildings in order, as you pass them, on your way to school. Color the Landmarks.

Extended Thinking

- What is a Landmark? Why are they important to notice?
- What are different types of Landmarks?
- Why is it important to know the order of the Landmarks you passed? (find your way back)
- Is a Police station a Landmark? Is a bird a Landmark? Why? Is a big statue a Landmark?

Standards

CCSS.ELA-LITERACY.W.K.8 With guidance and support from adults, recall information from experiences or gather information from provided sources to answer a question.


CCSS.ELA-LITERACY.SL.K.2 Confirm understanding of a text read aloud or information presented orally or through other media by asking and answering questions about key details and requesting clarification if something is not understood.




CCSS.ELA-LITERACY.W.1.8 With guidance and support from adults, recall information from experiences or gather information from provided sources to answer a question.

CCSS.ELA-LITERACY.W.2.8 Recall information from experiences or gather information from provided sources to answer a question.


KNOW YOUR LANDMARKS

Remembering Buildings and Places makes it easier to know where you are and how to get back.





When I walk from home to school
I see lots of landmarks that help
me remember where I am.
Put the landmarks in numerical order
from home to school.



Use your sense of sight to remember. 



... color the landmarks on both pages.



I can name and
recognize
landmarks!

VOCABULARY

Landmark

Building

Structure

Congratulations!

For Completing the lesson

Name Landmarks

You're a Rocket Rules
Safety Super Star!



Instructor signature _____

Signature Rocket  _____ Date _____