

“LANDMARKS” and “STAY WITH YOUR BUDDY”
OFFICER SCRIPT (06/22)

ACTIVITY BOOK:
LANDMARKS – Pages 6-7
STAY WITH YOUR BUDDY – Page 1



Hi Kids,
Today we're going to talk about
LANDMARKS and **STAYING WITH YOUR BUDDY...**
Before we start a new lesson, let's review our 6 senses
and how our senses keep us safe every day.

Can everyone follow me?

SIGHT - Everyone blink your eyes 3x – your eyes watch for things around you to keep you safe

HEARING - Point to your ears – your ears hear sirens and cars coming too!

SMELL - Point to your nose -- your nose smells things like a hot pizza or maybe even a burning fire!

POINT TO YOUR MOUTH - Your sense of taste lets you know how good ice cream tastes..but also if something is not safe, or poisonous AND Your **VOICE** lets you shout for help when you need it!

WIGGLE YOUR FINGERS - That's your sense of touch! your fingers will let you know if things are too hot, or dangerous to touch.

AND THE 6TH SENSE -- is that feeling in our tummy that something might feel unsafe...if this happens to you immediately tell an adult you trust like a teacher, parent or guardian...

That's great! That's our 6 senses review.

Today we are going to talk about something called **LANDMARKS**. This may be a new word for you...but we see **LANDMARKS** every day!

A **LANDMARK** is something that can be easily seen and found from far away. They never move. They always stay in the **SAME PLACE!**

Many different types of buildings can be **LANDMARKS.....**Gas stations, schools, Hospitals, and restaurants can all be **LANDMARKS.....**Statues and fountains are also **LANDMARKS**.

When you look for a McDonald's, what do you **SEE** to let you know you're there? Right, big golden arches.

When you look at a **FIRE STATION** what do you see to know you are there? It's **REALLY** different from McDonald's so you **KNOW** it's a different place.

There are NO golden arches, but there ARE red fire trucks and firefighters to help. Both of these places are LANDMARKS and when we see them it can help us find our way.

WHY IS IT IMPORTANT TO KNOW LANDMARKS?

It's important to know LANDMARKS so that if you get lost you can find your way home.

But also, LANDMARKS help you find your way to a store or your friend's house.

What LANDMARKS did you pass coming to the school today?

(Officer shares what landmarks they passed on the way to the school...first, 2nd, 3rd, next, finally I see your school).

I pass by those same landmarks every time I visit your school. It helps me find my way.

HOW MANY OF YOU passed a LANDMARK on their way to school today?

WHO CAN TELL ME WHAT LANDMARKS THEY PASSED?

We want to remember buildings or landmarks so that if we ever get lost or separated from our friends, we can find our way back to where we started or we can tell a police officer who can help us.

Remembering the order of Landmarks helps you. IT MAKES IT EASIER TO LET YOU KNOW WHERE YOU ARE AND HOW TO GET BACK.

(option: show 4-5 landmark pictures to class and have them remember/recall the sequence they are in...as if they passed them going home)

If you are lost or in trouble, you can also find an adult you trust like a police officer. If you tell them the LANDMARKS you pass on the way home, the officer can help you find your way.

It's important to know that LANDMARKS don't move from where you see them: McDonalds, Gas Stations, Police Stations and stores stay in the same place.

Open your Activity books to page 6....

Here's a picture of a FIRE STATION and some fire trucks

Which one do you think is a LANDMARK, the firetrucks, or the fire station? Which one never moves? (THE FIRE STATION!)

Right! The FIRE STATION is a LANDMARK. It doesn't move.

But....the fire trucks are NOT LANDMARKS. They move all over. They don't stay in the same place.

**Is a car driving down the street a LANDMARK? (No)
That's right, it is NOT a landmark because it moves.**

HERE IS A PICTURE OF A FOUNTAIN Show me 2 thumbs up if you think the FOUNTAIN is a LANDMARK? That's right. It is!

Now, let's look at the ducks in the pond near the FOUNTAIN.

Are the ducks LANDMARKS?

No. Ducks are not LANDMARKS because they can fly AWAY.

Is your school a LANDMARK? 2 thumbs up...

Yes. it's a Landmark, it doesn't move.

LANDMARKS are also a great PLACE to meet your friends. When you are in the classroom you may tell your friend to meet you at the Flagpole after school so you can walk home together.

Now let's talk about your friends and how they can help you when you are walking around your neighborhood, or to and from school.... it's always best to walk with your BUDDY. Walking with a buddy keeps you both safe! Together you can watch out for LANDMARKS and watch out for each other.

A buddy can be a friend in class, or a cousin or brother/sister, or someone you play with at recess. Your buddy may look different than you just like LANDMARKS look different from each other.

Your buddy may look a little like you, or they may look very different from you. Your hair might be brown, and their hair might be black. You might be tall and your buddy might be a little short. Your eyes might be brown and your buddy may have green eyes. You may be wearing jeans and a white T shirt, and your buddy may be in shorts and tennis shoes.

I have a buddy and we look very different from each other, and we always look out for each other everywhere we go.

It's really important to know how to describe your buddy in case you get lost or separated. This way you can tell an adult you trust what your buddy looks like and it will be easier to find them.

It's really important to stay with your buddy wherever you go.

Let's discuss real situations where your buddy can help you and you can help them.

When you and your buddy are on a street corner you can both look left, right, and left again to watch out for traffic. You can tell each other when it's safe to cross. You're both watching out for each other.

If you walk near an alley with trash and broken bottles, you can tell your buddy to stay away and explain "we might get hurt". You might see something your buddy did not see, or they may see something dangerous that you did not see. If you get hurt, your buddy can go get help from an adult he trusts! That's why buddies are so important!

Show me a thumbs up if you know it's important to stay with your buddy.

Should buddies watch out for LANDMARKS to know where they are. If you agree, 2 thumbs up....

Give me 2 thumbs up if your buddy can help you cross the street safely. Great!

Together you and your buddy keep each other SAFE!

LET'S REVIEW.... A LANDMARK can be a building. Like your school or a gas station. LANDMARKS can also be a statue, or a fountain. LANDMARKS never move. Whether you are going to school or walking around the neighborhood, remember, you need to pay attention to the LANDMARKS and their order as you pass them. This will help you find your way back to where you started or get to where you are going.

And remember, when you are walking in the neighborhood, to and from school, you should always have a buddy with you.

Know what your buddy looks like in case you are separated. You and your buddy help keep each other safe.

Now I know your teacher has more that they want to tell you about LANDMARKS. They ALSO have a Rocket certificate for you when you are done.

Remember to tell your family and friends what you learned about LANDMARKS and STAYING WITH YOUR BUDDY so you can stay safe!

Now before I go, Let's say the Rocket Promise, and repeat after me:

I promise - I promise

To always use my 6 senses - to always use my 6 senses


To stay safe! - to stay safe!


THAT WAS FANTASTIC!

See you soon and stay safe!! Watch for Landmarks and always walk with a Buddy!

KNOW YOUR LANDMARKS

Remembering Buildings and Places makes it easier to know where you are and how to get back.





When I walk from home to school I see lots of landmarks that help me remember where I am. Put the landmarks in numerical order from home to school.




Use your sense of sight to remember. 

 ••• color the landmarks on both pages.

STAY WITH YOUR BUDDY

Always have a buddy and be a buddy. Watch out for each other.



... draw you and your buddy
at the park. Then, color this page.
Use your sense of sight.



Congratulations!

For Completing the lesson

Name Landmarks

You're a Rocket Rules

Safety Super Star!



Instructor signature _____

Signature Rocket  _____ Date _____

Congratulations!

For Completing the lesson

Stay With Your Buddy

You're a Rocket Rules
Safety Super Star!



Instructor signature _____

Signature Rocket  _____ Date _____