



SENSE OF SAFETY & Beyond! Lesson Plan

Topic to teach: Crossing the Street Safely grades: K-2

Length of lesson: 30 min

Goal: Teach students how to cross the street safely and reinforce traffic safety rules.

Objectives:

- To learn to use crosswalks
- To learn to follow the crossing guard's directions
- To identify safe and unsafe ways to cross the street
- To recognize street signs and signals
- To learn to use eyes and ears to safely cross the street

Vocabulary:

Discuss these terms prior to the lesson:

Crossing guard
Crosswalk
Walk and Don't Walk signal

Materials:

1. "I Can" statement printed and cut out
2. Sense of Safety & Beyond Activity book - Pages 2 and 3
3. Crayons and pencils
4. (Optional) Projection of lesson

"I Can" statement:

Display and read the "I Can" statement before and after lesson delivery.

I can cross the street safely!

Attention Grabber

Tell the students to listen very carefully to the story about Rocket. You will be asking what SENSES he used in the story.

Rocket was late leaving school because he was talking to a friend. When he got to the crosswalk, he looked for a crossing guard. There was no crossing guard anymore! So he looked for the crosswalk signal. Yay! He saw that the signal said to walk! But he had to be sure, so he looked left.... Then right... then left again... no cars! He stayed quiet and listened. No car sounds! Rocket walked across the street and got home safely!

Ask the students to put their thumbs up if Rocket used the sense to cross the street or thumbs down if he didn't use the sense.

Did Rocket use smell? (Thumbs down) Did Rocket use hearing? (Thumbs up)

Did Rocket use touch? (Thumbs down) Did Rocket use sight? (Thumbs up)

Did Rocket use taste? (Thumbs down) Did Rocket use his 6th sense? (Thumbs up)

-K-1st grade: Tell the students they have one minute to turn to a partner and talk about how to cross the street safely.

-2nd grade: Hand out the pre- and post- lesson assessment. Give students time to fill out the pre- lesson assessment.



SENSE OF SAFETY & Beyond! Lesson Plan

Activity Book, Pages 2-3

Lesson

Using your Eyes and Ears: Using your eyes and your ears will help you stay safe when crossing the street. (Let's all blink our eyes 3 times, now wiggle your ears 3 times). Your eyes will help you see the cars coming from both directions. Your ears will help you hear the traffic around you.

-Let's look at page 2 and see how Rocket and his friends Cross the Street Safely. Pretend you and your buddy Rocket are walking to school. Both of you are watching out for each other. You need to remember important traffic safety rules, especially on busy streets.

-When you are near school, there will be someone helping you cross the street safely. This person is a "Crossing Guard". They will make sure that cars have stopped, before you start to cross the street in the "Crosswalk." Crosswalks are marked on the ground with painted lines.

-If there is no "Crossing Guard" at a street corner, make sure that the traffic light is green, and it says "walk" or shows a "walk sign".

-Make sure that you only cross the street at the "Crosswalk".

-Never cross the street between parked cars. It is very dangerous.

Extended Thinking

- What does a crossing guard do? Why should you always listen to him or her?
- What does a "Don't Walk" signal look like at a traffic light?
- What does a "Walk" signal look like?
- What should you always do before crossing any street? ...even with a traffic light?
- Which senses did you use to cross the street safely?

2nd grade: have students get out their pre- and post- lesson page and fill out the post- lesson section at the bottom. Call on a few students to discuss what they learned that was new information.

Standards

7.2.2 Demonstrate behaviors that avoid or reduce health risks.

CCSS.ELA-LITERACY.SL.K.2 Confirm understanding of a text read aloud or information presented orally or through other media by asking and answering questions about key details and requesting clarification if something is not understood.

CCSS.ELA-LITERACY.SL.1.2 Ask and answer questions about key details in a text read aloud or information presented orally or through other media.

CCSS.ELA-LITERACY.SL.2.2 Recount or describe key ideas or details from a text read aloud or information presented orally or through other media.



SENSE OF SAFETY & BEYOND!

Crossing the Street pre- and post-lesson assessment

Name _____ Date _____

Pre-lesson assessment

1. Explain how to safely cross a street.

2. What are some senses you need to use to safely cross the street?


Post-lesson assessment

1. Explain how to safely cross a street.

2. What are some senses you use to safely cross a street?

3. What is something you or your family need to change about how you cross the street now that you have more information? Explain.

CROSSING THE STREET SAFELY



KNOW YOUR STREET SIGNS



Pedestrian Crosswalk



STOP



School Zone



Traffic Light



DON'T WALK



WALK

SAFE or UNSAFE



Draw a line from "Safe or Unsafe" that describes each picture.




SAFE
UNSAFE



SAFE
UNSAFE



SAFE
UNSAFE



... color the pictures and signs on both pages.

Senses used while crossing -  look for traffic and  listen for traffic



I can cross the
street safely!

VOCABULARY

Crossing guard

Crosswalk

Walk signal

Don't Walk signal

Congratulations!

For Completing the lesson
Crossing the Street Safely

You're a Rocket Rules
Safety Super Star!

Instructor signature _____

Signature Rocket  _____ Date _____

