



Find Safe People: Lesson 2

Number Sequence: Police, Firefighter, Crossing Guard

Big Idea: Be aware of safe people.

Duration: 15 minutes

Materials: 6 dot to dot worksheets (Pages 1-6), 6 completed picture examples of Police, Firefighters, and Crossing Guards, pencil, and crayons

Discuss:

- It is important to find safe people anywhere you go.
- How do you know who is a safe person? (*Safe people may wear uniforms, name tags, or work at a safe place*)
- Who are some safe people in your town? (*Police officers, firefighters, nurses, doctors, teachers, crossing guards*)

Questions: Teacher will hold up one of the completed connect-the-dots illustrations of police officers, firefighters, or crossing guards.

- What kind of person might this be? (*safe person, firefighter, crossing guard*)
- How do you know? (*hat, uniform, firehose, fire hydrant next to him*)
- Hold up the next picture. What kind of person might this be? (*safe person, police officer, police woman*)
- How do you know? (*hat, uniform, badge, handcuffs*)
- What might you see in other safe peoples' uniforms? (*nametag, lanyard, vests*)

Directions:

- Pass out one or all of the dot to dot pages
- Where should we start on the dot to dot (*smallest number, number 1*)
- Start at number one then count to 35. Let's count to 35 together before we start. 1..2..3.. (continue to 35 counting in unison)
- Color your safe person

Review:

- What person did we discover in your picture?
- How do you know?
- Who are the safe people in your town?

CCSS.MATH.CONTENT.1.NBT.A.1: Count to 120. In this range, read and write numerals and represent a number of objects with a written numeral.

Health Standard 3.2.1: Identify trusted adults and professionals who can help promote health
















Sense of Safety Challenge Activity

Name _____

Find Safe People: Lesson 2 firefighter-boy

1

Start at 1. Draw a line from 1 to 2, to 3, and continue until you get to 35. Color in the picture you created!



CCSS.MATH.CONTENT.1.NBT.A.1: Count to 120, starting at any number less than 120. In this range, read and write numerals and represent a number of objects with a written numeral.

Health Standard 3.2.1: Identify trusted adults and professionals who can help promote health




Sense of Safety Challenge Activity

Name _____

Find Safe People Lesson 2: firefighter - girl

Start at 1. Draw a line from 1 to 2, to 3, and continue until you get to 35. Color in the picture you created!



CCSS.MATH.CONTENT.1.NBT.A.1: Count to 120, starting at any number less than 120. In this range, read and write numerals and represent a number of objects with a written numeral.

Health Standard 3.2.1: Identify trusted adults and professionals who can help promote health **Page 2**



Sense of Safety Challenge Activity

Name _____

Find Safe People Lesson 2: police officer - girl

Start at 1. Draw a line from 1 to 2, to 3, and continue until you get to 35. Color in the picture you created!



CCSS.MATH.CONTENT.1.NBT.A.1: Count to 120, starting at any number less than 120. In this range, read and write numerals and represent a number of objects with a written numeral.

Health Standard 3.2.1: Identify trusted adults and professionals who can help promote health




Sense of Safety Challenge Activity

Name _____

Find Safe People Lesson 2: Police officer - boy

Start at 1. Draw a line from 1 to 2, to 3, and continue until you get to 35. Color in the picture you created!



CCSS.MATH.CONTENT.1.NBT.A.1: Count to 120, starting at any number less than 120. In this range, read and write numerals and represent a number of objects with a written numeral.

Health Standard 3.2.1: Identify trusted adults and professionals who can help promote health




Sense of Safety Challenge Activity

Name _____

Find Safe People Lesson 2: Crossing guard - girl

Start at 1. Draw a line from 1 to 2, to 3, and continue until you get to 35. Color in the picture you created!



CCSS.MATH.CONTENT.1.NBT.A.1: Count to 120, starting at any number less than 120. In this range, read and write numerals and represent a number of objects with a written numeral.

Health Standard 3.2.1: Identify trusted adults and professionals who can help promote health




Sense of Safety Challenge Activity

Name _____

Find Safe People Lesson 2: Crossing guard - boy

Start at 1. Draw a line from 1 to 2, to 3, and continue until you get to 35. Color in the picture you created!



CCSS.MATH.CONTENT.1.NBT.A.1: Count to 120, starting at any number less than 120. In this range, read and write numerals and represent a number of objects with a written numeral.

Health Standard 3.2.1: Identify trusted adults and professionals who can help promote health