





# LOCATE YOUR EXITS

Always look for more than one exit.  
Not all exits are doors!



☆ Draw a line from Rocket to his two closest exits. ☆  
Some exits don't have signs.



## PARENT GUIDE - Activity 5

### FINDING EXITS -- using your Eyes



Discuss with your children the following:

- An exit is the way out of a classroom, a stadium, a theater, a restaurant or your home. An exit can be a door, a window, or a gate.
- One of the first things you should do when you enter a place is look for your ways out. You should always find at least two ways out, in case you need to get out fast.
- You may have to leave quickly if there is a fire or any kind of emergency. Remember, not all exits have signs.

Questions to ask your children:

- What is an exit?
- Can you spell the word "exit"?
- When you first enter a place, what should you look for? (Exits)
- What might you hear, see or smell in a classroom, movie theater, stadium, restaurant that would be a clue that you need to go to your closest exit fast? (see or smell smoke, hear sirens)