






# KNOW YOUR ROAD SIGNS

Always follow traffic safety rules.

☆ In these four pictures, draw yourself being street smart with your buddy Rocket. ☆





## PARENT GUIDE - Activity 2

### KNOW YOUR ROAD SIGNS -- using your Eyes, Ears



Discuss with your children the following:

All children need to learn traffic safety rules:

- Wear a helmet when riding a bike.
- Use the crosswalk and follow the crossing guard's instructions.
- Always look LEFT-RIGHT-LEFT to check for traffic, before crossing.
- Know traffic signals: cross on green, stop on red.
- Listen for sirens and traffic.
- Pay attention, no cell phones or music so you can see and hear cars.
- Never cross the street between parked cars, it's very dangerous. Cars cannot always see you.

Questions to ask your children:

- What should you always wear on your head when riding a bike?
- What does a crossing guard do? (they tell you when it is safe to cross)
- What should you always do before crossing any street, even with a traffic light? (look LEFT-RIGHT-LEFT)
- Which senses do you use to cross the street safely? (eyes and ears)