




Sense of Safety Challenge Activity

Name _____

Find Safe People: Lesson 2 firefighter-boy

1

Start at 1. Draw a line from 1 to 2, to 3, and continue until you get to 35. Color in the picture you created!



CCSS.MATH.CONTENT.1.NBT.A.1: Count to 120, starting at any number less than 120. In this range, read and write numerals and represent a number of objects with a written numeral.

Health Standard 3.2.1: Identify trusted adults and professionals who can help promote health




Sense of Safety Challenge Activity

Name _____

Find Safe People Lesson 2: firefighter - girl

Start at 1. Draw a line from 1 to 2, to 3, and continue until you get to 35. Color in the picture you created!



CCSS.MATH.CONTENT.1.NBT.A.1: Count to 120, starting at any number less than 120. In this range, read and write numerals and represent a number of objects with a written numeral.

Health Standard 3.2.1: Identify trusted adults and professionals who can help promote health **Page 2**



Sense of Safety Challenge Activity

Name _____

Find Safe People Lesson 2: police officer - girl

Start at 1. Draw a line from 1 to 2, to 3, and continue until you get to 35. Color in the picture you created!



CCSS.MATH.CONTENT.1.NBT.A.1: Count to 120, starting at any number less than 120. In this range, read and write numerals and represent a number of objects with a written numeral.

Health Standard 3.2.1: Identify trusted adults and professionals who can help promote health




Sense of Safety Challenge Activity

Name _____

Find Safe People Lesson 2: Police officer - boy

Start at 1. Draw a line from 1 to 2, to 3, and continue until you get to 35. Color in the picture you created!



CCSS.MATH.CONTENT.1.NBT.A.1: Count to 120, starting at any number less than 120. In this range, read and write numerals and represent a number of objects with a written numeral.

Health Standard 3.2.1: Identify trusted adults and professionals who can help promote health




Sense of Safety Challenge Activity

Name _____

Find Safe People Lesson 2: Crossing guard - girl

Start at 1. Draw a line from 1 to 2, to 3, and continue until you get to 35. Color in the picture you created!



CCSS.MATH.CONTENT.1.NBT.A.1: Count to 120, starting at any number less than 120. In this range, read and write numerals and represent a number of objects with a written numeral.

Health Standard 3.2.1: Identify trusted adults and professionals who can help promote health




Sense of Safety Challenge Activity

Name _____

Find Safe People Lesson 2: Crossing guard - boy

Start at 1. Draw a line from 1 to 2, to 3, and continue until you get to 35. Color in the picture you created!



CCSS.MATH.CONTENT.1.NBT.A.1: Count to 120, starting at any number less than 120. In this range, read and write numerals and represent a number of objects with a written numeral.

Health Standard 3.2.1: Identify trusted adults and professionals who can help promote health