



THE GREAT SHAKEOUT ROCKET RULES CHALLENGE

ACTIVITY 1

GO KIT GO*

Goal

To familiarize students with what supplies should be included in an Emergency Safety Kit.

Duration: 15 minutes

Materials

- Emergency Safety Kit Supply List (for pre-lesson review)
- Backpacks or bags (one for each team)
- Handout: Emergency Supply Flash Cards (one entire set for each team)

Preparation

Print the handout and cut the items on the perforated line.

* TIP: For re-use, laminating the flash cards is recommended.

Teaching Cue

Being prepared with an Emergency Safety Kit is the first step in making sure we stay safe and have what we need so we can be comfortable even when disaster strikes. An Emergency Safety Kit has all the supplies we need, like water, food, first aid, a flashlight, and extra clothes just in case we need to leave our home or it's dark out. Some things are really important to put in our Safety Kit and other things are silly. Can you tell what item should STAY OR GO?

Directions

1. Using the Emergency Safety Kit Supply List, review the important items that should be in an Emergency Safety Kit.
2. Put the stack of flash cards in a Supply Pile. Each team should have an entire set of the cards.
3. Divide the class up into 2 teams (or more, depending on class size. Just make sure that each team has an entire set of flash cards and one backpack or closable bag.
4. One at a time, students will take the back pack out to the Supply Pile, sifting through the items, deciding what should go into the Safety Kit.
5. Once decided, the student places the flash card into the backpack or bag, closes it up so the items don't fall out, and heads back to the starting point.
6. The student hands the backpack or bag to the next player, and so on.
7. Once the teams are done, take inventory of each backpack.
8. For each correct card, add one point. For each incorrect card, subtract a point.
9. The team with the most points wins!
10. Ask the Reflection Questions.

Reflection Questions

- What is an Emergency Safety Kit?
- Why is it important to have a Emergency Safety Kit?
- What items should go in your Emergency Safety Kit?
- Where should you keep your Emergency Safety Kit?



Fire Extinguisher



Can of Food



Bottle of Water



Soap



First Aid Kit



Flashlight




Soccer Ball



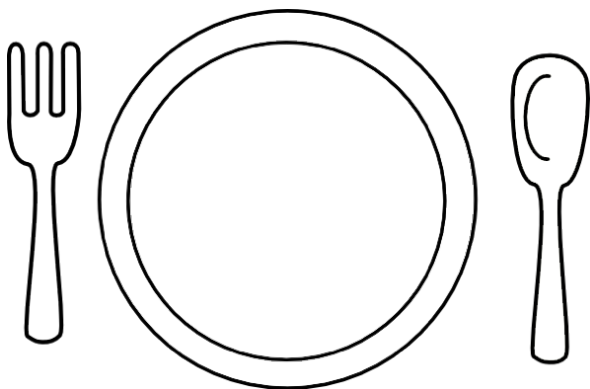
Tent



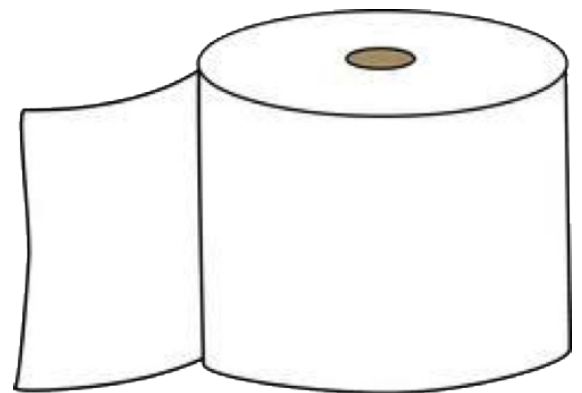
Sleeping Bag



Whistle



Eating Utensils



Toilet Paper



Batteries



Safety Gloves



Coat & Hat



Scissors



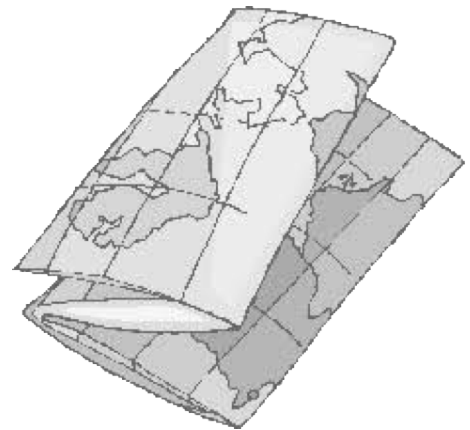
Phone




Medicine




Pen & Paper



Map




Teddy Bear



Train Set



Roller Skates




Bicycle



Piano



Bed



Crown



Candy




Television



Rubber Ducky



Horse



Rocket Ship